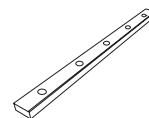
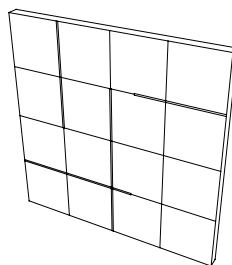





MARMO LIGHT

SPECIFICHE TECNICHE/TECHNICAL DETAILS

FUGHE LUMINOSE Design arch. Carla Baratelli



Caratteristiche Tecniche/Technical details

Realizzabile nei seguenti formati:

305x305 mm
457x457 mm
400x400 mm
305x610 mm

e con tutti i materiali a catalogo. Adatto sia per interni che per esterni. Possibilità di sistema RGB cambiacolore.

Specifiche di installazione su richiesta.

Available in these sizes:

12"x12"
18"x18"
16"x16"
12"x24"

and available with all materials shown in the catalogue. Suitable for both interior and exterior floors and walls. Available also RGB changecolour system. Installation details on demand.